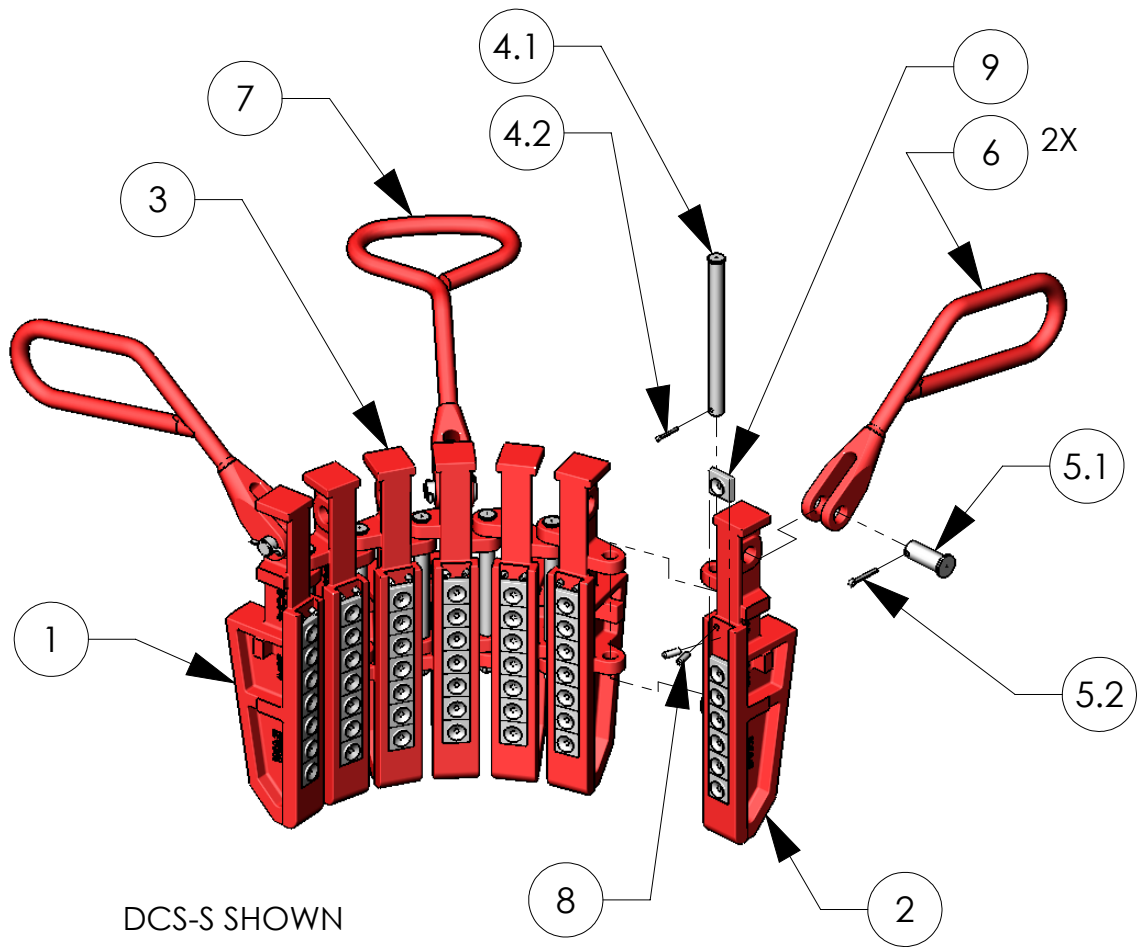
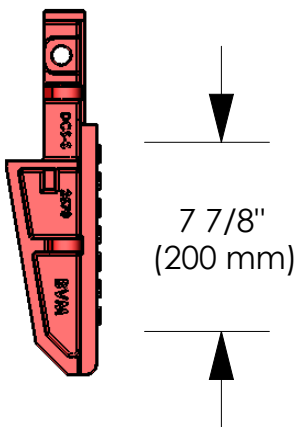


BVM TYPE DCS DRILL COLLAR SLIPS

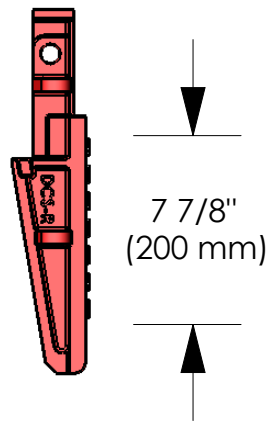


DCS-S SHOWN

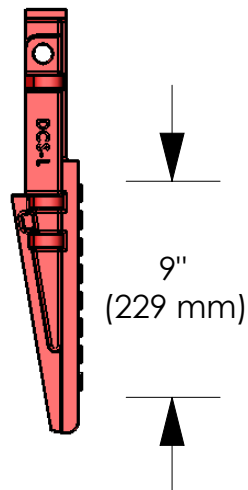
DCS-S
RANGE
3" - 4-7/8"



DCS-R
RANGE
4-1/2" - 7"



DCS-L
RANGE
5-1/2" - 14"



BVM CORPORATION
430 S. NAVAJO STREET, DENVER CO 80223
PHONE: 303-975-1402; FAX: 303-975-0981
www.bvmcorp.com; sales@bvmcorp.com

BVM TYPE DCS DRILL COLLAR SLIPS

PARTS LIST

ITEM NO.	SLIP TYP	DCS-S		DCS-R		DCS-L	
	DESCRIPTION	P/N	WEIGHT (lbs)	P/N	WEIGHT (lbs)	P/N	WEIGHT (lbs)
1	RIGHT END SEGMENT	2568	11.4	2554	10.4	2510	11.1
2	LEFT END SEGMENT	2569	11.4	2555	10.4	2511	11.1
3	INTERMEDIATE SEGEMENT	2570	11.7	2556	10.7	2512	11.6
4	HINGE PIN w/COTTER PIN	2525	--	2525	--	2520	--
4.1	HINGE PIN	2525-1	0.7	2525-1	0.7	2520-1	0.7
4.2	COTTER PIN	30020-08-0	0.1	30020-08-0	0.1	30020-08-0	0.1
5	HANDLE PIN w/COTTER PIN	3769	--	3769	--	3769	--
5.1	HANDLE PIN	3769-1	0.3	3769-1	0.3	3769-1	0.3
5.2	COTTER PIN	30030-10-0	0.1	30030-10-0	0.1	30030-10-0	0.1
6	HANDLE - SIDES	3765	4.0	3765	4.0	3765	4.0
7	HANDLE - CENTER	3766	4.4	3766	4.4	3766	4.4
8	ROLL PIN	40040-06-0	0.1	40040-06-0	0.1	40040-06-0	0.1
9	CIRCULAR BUTTON	*	--	*	--	*	--

DCS - MULTI-SEGMENT DRILL COLLAR SLIPS

SLIP TYPE	DRILL COLLAR OD (in)	P/N, SLIP COMPLETE	WEIGHT COMPLETE (lbs)	TOTAL SEGMENTS	TOTAL HINGE PINS	USE IN INSERT BOWL	HANDLES	BUTTONS PER SLIP
DCS-S	3 - 4	2572	112	7	6	No.3 Regular or Extended	3	7
	4 - 4-7/8	2573	103	7	6	No.3 Regular or Extended		
DCS-R	4-1/2 - 6	2552	120	9	8	No.3 Regular or Extended	3	7
	5-1/2 - 7	2550	112	9	8	No.3 Regular or Extended		
DCS-L	5-1/2 - 7	2501	154	11	10	No.3 Regular or Extended	3	8
	6-3/4 - 8-1/4	2503	154	11	10	No.3 Regular or Extended		
	8 - 9-1/2	2507	173	12	11	No.3 Extended		
	8-1/2 - 10	2530	185	13	12	No.2	4	
	9-1/4 - 11-1/4	2508	198	14	13	No.2		
	11 - 12-3/4	2534	213	17	16	No.1		
	12 - 14	2536	207	17	16	No.1		

Circular Buttons for DCS Slips

SLIP SET	DRILL COLLAR OD (in)	P/N	WEIGHT (lbs)	QTY TOTAL
DCS-S	3 - 4	2628-49	13	49
	4 - 4-7/8	2620-49	8	49
DCS-R	4-1/2 - 6	2628-63	16	63
	5-1/2 - 7	2620-63	11	63
DCS-L	5-1/2 - 7	2513-88	22	88
	6-3/4 - 8-1/4	2630-88	15	88
	8 - 9-1/2	2630-96	16	96
	8-1/2 - 10	2627-104	26	104
	9-1/4 - 11-1/4	2630-112	19	112
	11 - 12-3/4	2625-136	13	136
	12 - 14	2630-136	16	136